



Leading
Teleradiology
Solution

Available
24 x 7 x 365
with comprehensive test
results with consistent
99.5% accuracy.

www.radproteleradiology.com



A leading organization in Teleradiology

RadPro can help you accomplish High-Performance Radiology result in any scale. RadPro is the largest teleradiology organization with certified and qualified doctors, most of whom are skilled sub-specialists. Our scientific experience and evidence-based insight help customers make informed choices about the health of their patients and their imaging facilities.

Highlights



**24 X 7
Support**



**Diagnosis
For All**



**Night Call
Service**



**Vacation
Coverage**



**Weekend
Service**



**Leading
Turn Around Time**



**Pre-reading
Report**



**Emergency &
Night Time Coverage**



**3D
Imaging**



**Expert
Second Opinion**

Specialities

Providing comprehensive, state-of-the-art Teleradiology services our clients need.

01

Qualified Specialists

System runs round the clock & online portal connects directly the referring physician and reporting radiologist.

02

Certified Solutions

Our senior radiologist team provides Second Opinion helping to get exact and finalising the results.

03

Quality & Innovation

Affordable solutions with no hardware and software costs to the centre with emergency night time coverage.

04

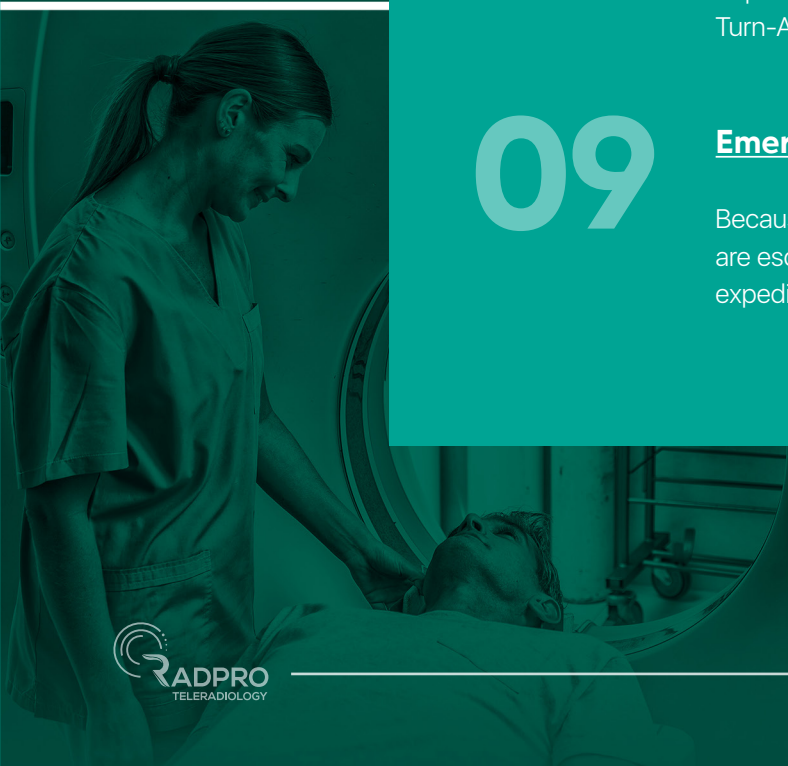
Instant & Reliable

Prompt reporting is our strength which we achieve using our sophisticated system and experienced specialist.

05

Advanced R&D

Our panel of dedicated radiologists experts provides high accurate reporting with very short Turn-Around-Time.



06

24x7 Expertised Support

Our reporting doctors are available 24x7 to provide comprehensive and fast reporting across all time zones.

07

Quality Assurance

Industry-leading quality assurance program is the foundation of our practice and exemplifies our commitment to consistent patient care.

08

Higher Standards

We've got your back – 24/7 subspecialty coverage. Auto Reporting, imaging utilization and clinical quality with low Turn-Around-Time with high accuracy.


09

Emergency Protocols

Because every second counts—Trauma and Stroke cases are escalated to the top of our radiologist's reading lists for expedited review.


Our Services

Open all 365 Days




We have flexible coverage times for both day and night. Timings for documentation should be tailored according to the needs of consumers. For urgent cases of teleradiology facilities, our support personnel are still present to elevate the service and provide prompt reporting. Future Options for Teleradiology are still open to you. RadPro Teleradiology Services emergency network lines are open 24x7.

Pre-reading Report




Preliminary Reading Process is a pre-screening phase during which radiological photographs are examined and a report is provided by specialists. At this point, the patient's medical condition is reviewed and a comprehensive report is given. This study covers all clinical results, patient assessments and conclusions from the analysis.

Stroke Imaging



RadPro Teleradiology Stroke Imaging Program will help you minimise door-to-intervention periods for your patients, whether you are working for stroke registration, seeking to progress to the next stage of certification, or becoming a small rural health centre. In more than 130,000 stroke trials annually, our team has typical stroke imaging turnaround times of less than 7 minutes with a 99.6% accuracy score.

Expert Second Opinion



Doctors and other health experts do this all the time as part of their own method to identify a problem. If you want a second opinion, so you do not have any doubt or remorse, you should ask your doctor or the experts for a second opinion. We are always available for quick and prompt contact between a teleradiologist and a customer or a clinician/referrer. This also builds credibility between a referral doctor base and our teleradiology reporting services.

3D Imaging

Data sophistication is rising with the growing introduction and use of high-end CT and MRI 3D imaging services. Now, with improved confidence, you can treat complicated cases of vascular and neuroimaging.

Breast Imaging

Deliver a patient experience of sensitivity. Reduce appointment time for patients. Decrease call-backs. For any imaginable need, often hospitals and clinics do not staff sub-specialty radiologists. 100% of cases are read by fellowship-trained breast imaging professionals with us Breast Imaging, who have comprehensive expertise and experience with a full suite of breast imaging services.

- Digital screening mammography (2D and 3D tomosynthesis)
- Diagnostic mammography
- Breast ultrasound
- Breast MRI
- Contrast-Enhanced Mammography

Trauma Imaging

In our online management system, the case urgency is readily marked as "Trauma" and the necessary steps are taken immediately. With our quickest turnaround goal of under 20 minutes, our proprietary workflows instantly process Trauma events.

Subspecialties

Without the expense and complexities of a local recruit, our seasoned team of fellowship-trained radiologists can provide subspecialist coverage. Subspecialty-trained radiologists with more than 10 years of post-certification experience are the bulk of our new radiologists.

- Abdominal and Body (GI/GU) Imaging
- Live Diagnostics
- Neuroradiology
- Cardiac Radiology Expertise (including Coronary CTA and Cardiac MRI)
- Musculoskeletal Radiology Expertise (MSK)
- Nuclear Imaging
- Pediatric Radiology
- Thoracic Radiology
- Vascular Radiology



Head Office

No. 211, Madappally, Chavara,
Mukundapuram P.O, Kollam, Kerala-691 585

Regional Office

41/2883, Panickers Towers, Basement Benedict Rd.,
North Railway Station, Near Kacheripady,
Kochi, Kerala-682 018

Email

info@radproteleradiology.com

Website

www.radproteleradiology.com

Call us: (+91) 98959 90043 • 97519 89725

